

CAROLINA

STUDIO H-FRAME EASEL

- Easy to assemble
- Holds artwork up to 84" high
- Weighs only 24 lbs.
- Base measures: 22"Wx24"D



Parts & Hardware

Carefully check contents of box to ensure no parts are missing.


PARTS:

- A** Bottom hinged frame
- B** Bottom frame
- C** Base rear cross support
- D** Left/Right feet (inside view)
- E** Left/Right body frame (inside view)
- F** Bottom front cross support
- G** Top cross support
- H** Center mast slide housing
- I** Back support bars × 2
- J** Bottom canvas holder
- K** Center mast slide
- L** Top canvas holder

HARDWARE:

- M** Phillips head screws × 6
- N** 2¼" Allen/hex screws × 12
- P** 1½" Allen/hex screws × 6
- Q** Upper back support bar knob assembly × 2
- R** Lower back support bar knob assembly × 2
- S** Bottom canvas holder knob assembly × 2
- T** Top canvas holder/center cross support knobs × 2
- U** Top canvas holder brass plate
- V** Supplied Allen/hex wrench

Phillips screwdriver will be needed.



Use the included Allen/hex wrench to tighten the Allen/hex screws.

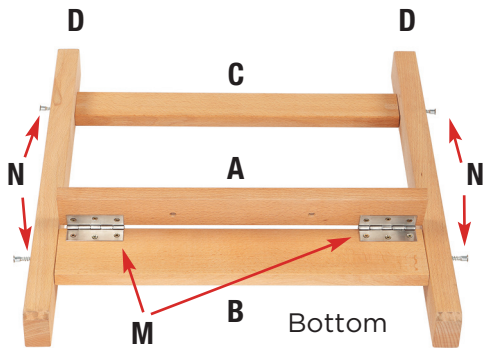
Continued on next page →



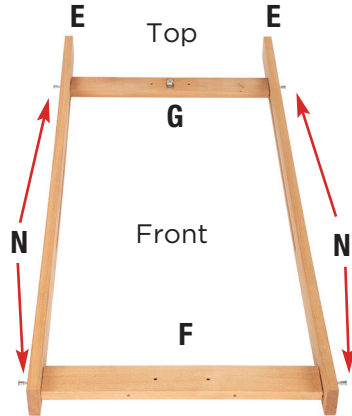
Assembly Instructions

Carefully look through all instructions before proceeding.

STEP 1




STEP 2

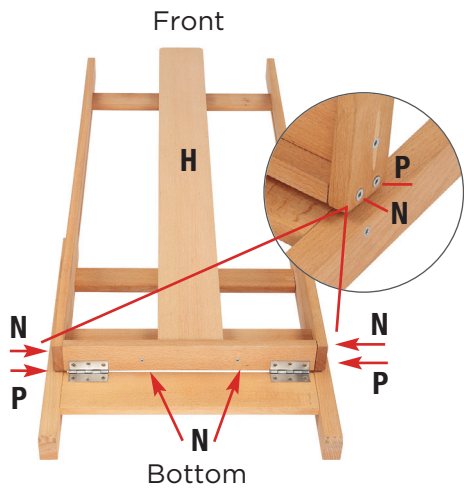


STEP 3

flip over




STEP 4



STEP 5



STEP 6



STEP 7



STEP 8



Complete!